



Panel Trap rigid panel holders

Short Description


- Two-part metal base joined by hidden bolts to secure a tall rigid graphic panel
- Stable steel base with smart silver finish is adjustable to suit almost any panel thickness
- Easy to assemble and tighten with wing nuts - panel must be pre-drilled to accept bolts
- Wedge style steel base rigid panel holders

Product Images













Description

Panel Trap is a two-part steel base for holding graphic panels vertically

- Stocked in four popular sizes from 300mm wide (pictured) up to 1000mm wide.
- Suits any thickness of panel up to 40mm - long bolts and wing nuts supplied for tightening up.
- Stable 400mm wide footprint suits lightweight panels up to 1800mm high (indoors).
- Tough silver painted finish over steel base - can be branded with vinyl or magnetic decals.
- Low price but good quality base for supporting almost any type of rigid panel. (See more information tab).

2 part steel base for a rigid banner and printed panels

The panel trap is a 2 piece clever panel holder that can be easily assembled without the need for tools. the Printed graphic panel needs to have two holes for the smaller 300mm base and 3 holes for the larger bases, see the product dimensions tab for panel drilling details. Supplied with extra long bolts this sign base is designed to accept a variety of panels with multiple size and thicknesses from 3mm up to 40mm thick depending on the substrate used.

Ideally, the panel should be about 150cm to 180cm tall but can be taller depending upon the type of panel used and position instore.

Take your exhibition signage and instore marketing to a new level with this economic re-useable sign base system.

What sizes do the steel base panel holders come in?

There are 4 size options 30cm, 60cm, 80cm and 100cm in stock and available for next day delivery if required.

More Information

Types of Panel

The taller the panel the more important it is to select a rigid but lightweight panel substrate to reduce the risk of over-toppling if knocked or otherwise disturbed. Our recommendation is not to exceed 1.8m tall and we suggest 1.5m is a safer height to minimize the risk. Panel Trap bases can be used with many types of rigid substrate or display board. Popular choices are:

- Foam PVC or foamcore especially higher grade materials such as Smart-X (typically 10mm thick for mid height panels or 16mm for taller displays)
- Honeycomb centre display boards (typically 16mm or 20mm thick) such as Ultraboard, Quikaboard or Re-board Premium White Core from Orian Green
- Dibond or equivalent ACP sheets (3mm thick for short panels up to 1.2m high, 4mm thick for mid height panels up to 1.5m, and 6mm for tall panels).

Be sure to consider the flexing of a tall panel – the final choice of panel is the customer’s responsibility and will be influenced by location, desired finishing process etc. Panel Trap bases are intended for indoor use and for stability reasons should only be used for short term outdoor applications (with short panels) at customer’s risk.

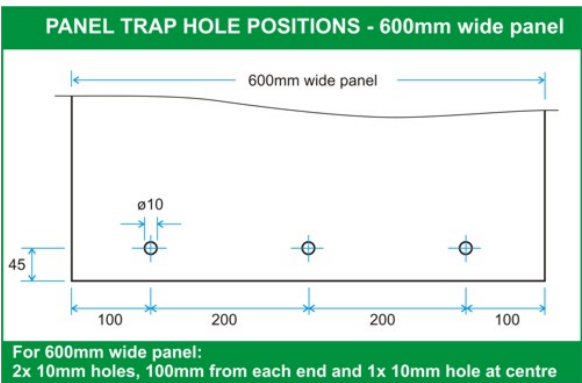
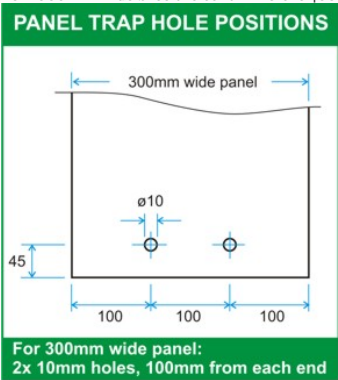
Base Dimensions for Panel Trap

The length of the base corresponds to the model size. It is usual for the panel width to match the base width – though in practice the panel can protrude by an equal amount each side if required. The width or spread of the base is 400mm plus the thickness of your panel (each side is 200mm). The bottom 85mm of the panel is within the base. This should be allowed for in the design of the graphic.

Panel Hole Positions

Your display panel must be pre-drilled to allow the two halves of the base to be bolted together. The supplied bolts are M8 implying minimum 8mm diameter holes, but in practice we suggest 9mm or 10mm diameter holes in the panel to allow some assembly tolerance. For all sizes of Panel Trap base the hole centres must be 45mm up from the bottom of the panel to allow the panel to ‘sit’ on the ledge built into the base. The horizontal distance between hole centres is as follows:

- Outer holes:**
100mm in from each end of the base.
- Central hole:**
For 300mm wide base there is no central hole (only two holes required). See below.
For 600mm wide base the central hole is 200mm from each outer hole. See below.
For 800mm wide base the central hole is 300mm from each outer hole.
For 1000mm wide base the central hole is 400mm from each outer hole.



Product Dimensions

Delivery and Returns

- We offer a choice of delivery options tailored to the goods selected and your location, calculated for you automatically in the Checkout. When feasible, you will be offered options for Free, Economy or Next Day delivery.
- Any product returned by the purchaser must be unused and in its original packaging, which should be unmarked. If goods are received damaged or faulty we will take care of the problem.
- For detailed information about Delivery charges or Returns and refund policies, please click on the links below.

Include in Google Feed

Yes

Postable

No

Small parcel

No

Oversize

No

