




Leaflet rack wall mounted

Short Description


- Wall mounted leaflet rack for multiple A4 brochures, A5 leaflets or DL flyers
- Each set comprises a wall rail with tough clear plastic literature pockets, which snap on securely
- Modular literature rack can be extended or used for multi-tier leaflet displays





Product Images













Step 1: Screw rail to wall



Step 2: Hook pockets onto rail



Description

Leaflet holder wall fix rack system - A4, A5 and DL pockets

These wall mounted leaflet racks are made of clear, high quality plastic brochure holders which clip onto a strong aluminium fixing rail. Each wall rack set looks both neat and discreet; a perfect combination to smartly display all of your leaflets and brochures on the wall in DL (1/3rdA4), A5 and A4 size.

The multi pocket wall leaflet display can be used either as an individual set or as part of a multi-tier brochure

display. The wall literature rack is 3ft wide (915mm, 36") and can be extended by adding additional sets, either next to each other to create a 6ft (or wider) large wall rack leaflet dispenser or stacked to create a multi-tiered wall brochure display. (Refer to More Information)

- Four combinations available: 4 x A4, 5 x A5, 8 x DL size leaflets or a mixed set to hold 2 x A5 plus 4 x DL leaflet holders.
- All combinations are 3ft wide and the wall rail only requires two screws to fix (screws and wall plugs are included).
- Installation is quick and easy – much faster than screwing individual pockets direct to the wall. Pockets then click securely into place at the required spacing.
- All brochure pockets are 31mm deep, accommodating around 50 tri-fold leaflets or 150 single sheet flyers in each pocket.

More Information	<p>Extending the wall leaflet rack</p> <p>The length of each rail is fixed at 91.5 cm (36 inches). Note that the brochure boxes may slightly overhang the rail. So when side-by-side extension sets are envisaged the overall wall space required may be slightly greater than a multiple of the rail lengths.</p> <p>When multi-tier arrays are envisaged the vertical spacing will be dictated by the height of brochure to be displayed. As the clip-on pockets are angled forwards slightly it is not necessary to allow additional vertical space to access literature.</p>
Assembly and Installation	<p>Fixing the wall rack</p> <p>Each wall rail needs to be fixed securely with two screws, one at each end.</p> <p>The brochure boxes are supplied with a clip-on bracket already attached to the rear. This enables them to be clipped onto to rail. They can be unclipped, moved or replaced later if required.</p>
Delivery and Returns	<ul style="list-style-type: none">• We offer a choice of delivery options tailored to the goods selected and your location, calculated for you automatically in the Checkout. When feasible, you will be offered options for Free, Economy or Next Day delivery.• Any product returned by the purchaser must be unused and in its original packaging, which should be unmarked. If goods are received damaged or faulty we will take care of the problem.• For detailed information about Delivery charges or Returns and refund policies, please click on the links below.
Include in Google Feed	Yes
Postable	No
Small parcel	No
Oversize	No

