




Cylinder ceiling hanging fitting with hook

Short Description

- Larger ceiling anchor for wire cable suspension systems.
- Ceiling anchors, suspension wires, and hooks for suspending signs and panels, and light fittings.
- Supermarket POS ceiling suspension fittings for hanging signs.

Product Images





SCREWED TO CEILING



**2-part cylinder
unscrews to fix
to ceiling**



**2m
hook-end
cable**



Description

Cylindrical ceiling anchor heavy duty with cable and hook

Screw-on ceiling fitting for suspending signs and luminaires, complete with a 2m hook-end cable.

- Chrome finish cylindrical fitting is supplied in 2 parts - the barrel fixes to the ceiling, and the inner cable gripper screws into the barrel.
- A 2m 1.5mm wire rope with a mini hook at the bottom is inserted into the gripper. It has an automatic grab mechanism - depressing the button releases the clutch, allowing for fine height adjustment.
- Excess cable exits from the slot on the side of the barrel. It can be trimmed off following adjustment.
- Each ceiling hanging kit comprises a 2-part ceiling hanger, a steel cable with an integral hook, together with screw fixings.

*This is **Kit A** - other screw-on hanging kits are available.*

More Information

Screw-on hanger mounting instructions:

1. Unscrew the gripper mechanism from the barrel.
2. Position the barrel against the ceiling and carefully mark the fixing location.
3. Decide whether to use the plastic screw plug or screw directly into the ceiling (consult a tradesman if in doubt about how to achieve a suitable fixing). Check for electrical cables or pipes before drilling.
4. Screw the barrel to the ceiling.
5. Insert the plain end of the cable into the gripper and screw the gripper into the barrel with the cable exiting through the side slot.
6. Adjust the height of the hook as required. Use the clutch release button to extend the cable if required.
7. Cut off excess cable with good wire cutters when you are quite satisfied that the height is correct and the suspended component is dead level.

Cable specification:

Mini hook (zinc plated) bonded onto 1.2mm galvanised steel cable, length 2 metre, can be shortened after adjustment on site with good quality wire cutters. Safe working load up to 10kg with 5:1 safety factor.

Ceiling hanger specification:

Cylinder ceiling tensioner with built in clutch mechanism, nickel plated. Clutch release button provided at cable entry point. Side exit aperture for excess cable to emerge (prior to trimming any excess).

Precautions:

Do not lubricate the gripper mechanism.

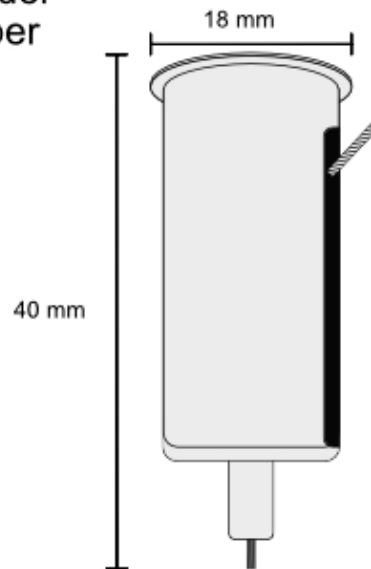
Do not overload and ensure that your ceiling fixing method is appropriate to the ceiling construction and intended loading.

Do not paint the the gripper.

Only intended for static loads and for use indoors.

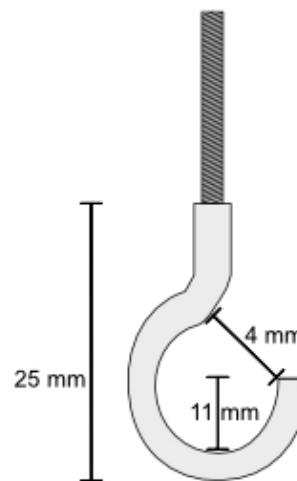
Installers must satisfy themselves that the sign hanging kit is suitable for the specific application as site circumstances are beyond our control.

Cylinder Gripper



Product Dimensions

Hook end wire rope



Delivery and Returns

- We offer a choice of delivery options tailored to the goods selected and your location, calculated for you automatically in the Checkout. When feasible, you will be offered options for Free, Economy or Next Day delivery.
- Any product returned by the purchaser must be unused and in its original packaging, which should be unmarked. If goods are received damaged or faulty we will take care of the problem.
- For detailed information about Delivery charges or Returns and refund policies, please click on the links below.

Include in Google Feed

Yes

Postable

No

Small parcel

No

Oversize

No

